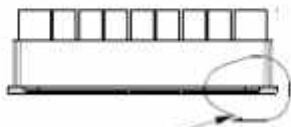
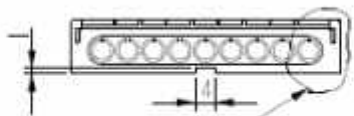


**Section A-A**



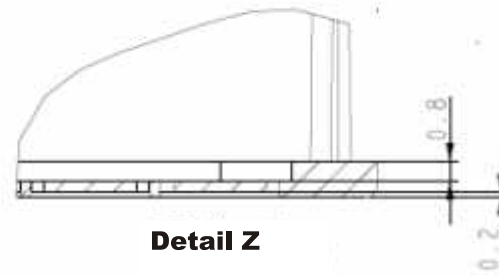
**see Detail Z**



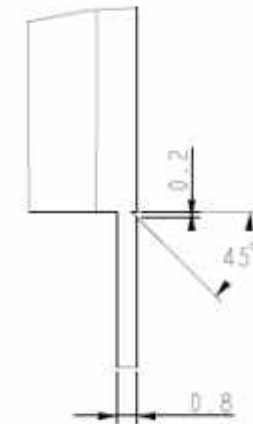
**see Detail X**



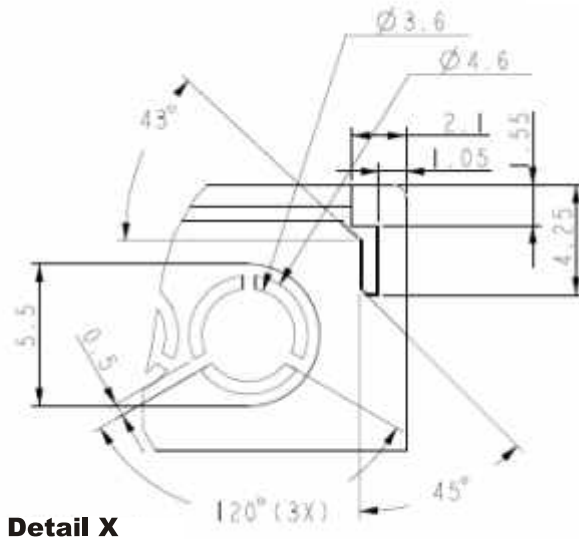
**see Detail Y**



**Detail Z**



**Detail Y**



**Detail X**



**12-MODULE-ENCLOSURE  
FOR M36 DIN-RAIL      SERIE 210**

**Type            210  
Cover for enclosure  
low, knock-out**

**Part No.: GH02HS02/210/130**

**All dimensions in mm**